



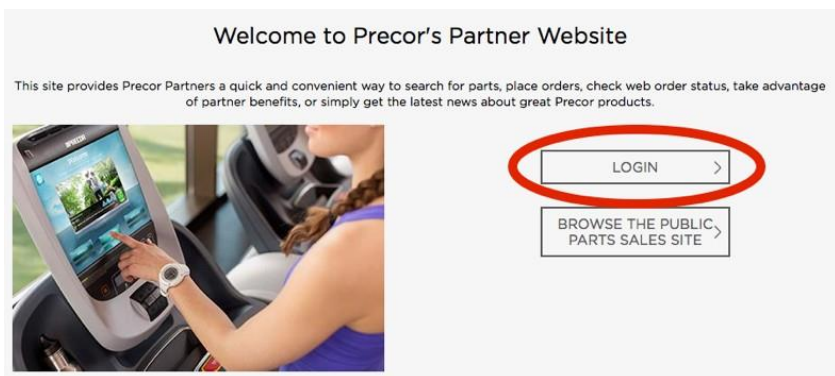
## LMS Account Registration-Getting Started Guide

### Welcome to the Precor E-Learning System

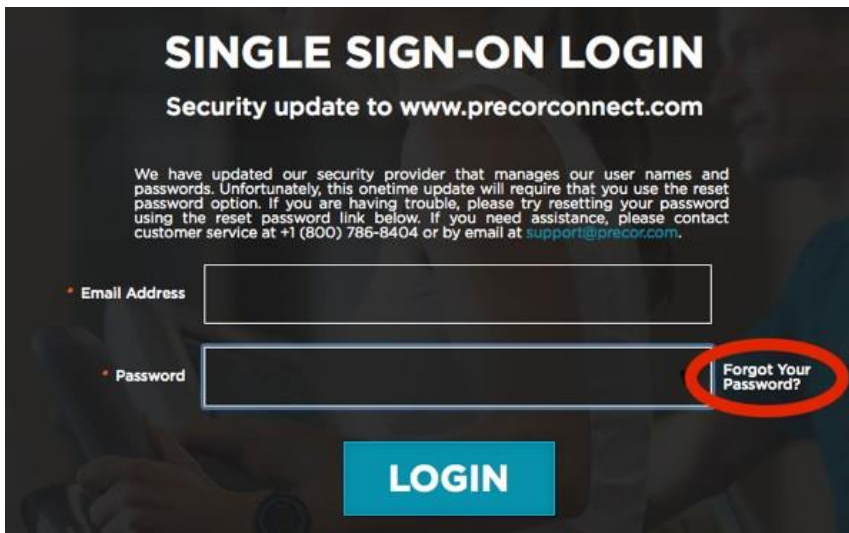
This getting start guide will assist you in registering for our online Learning Management System (LMS). The LMS is used to deliver fresh, new educational content about products and services from Precor. Whether you are new to Precor products and services, or continuing your knowledge, you will find the learning modules helpful.

#### To create an account:

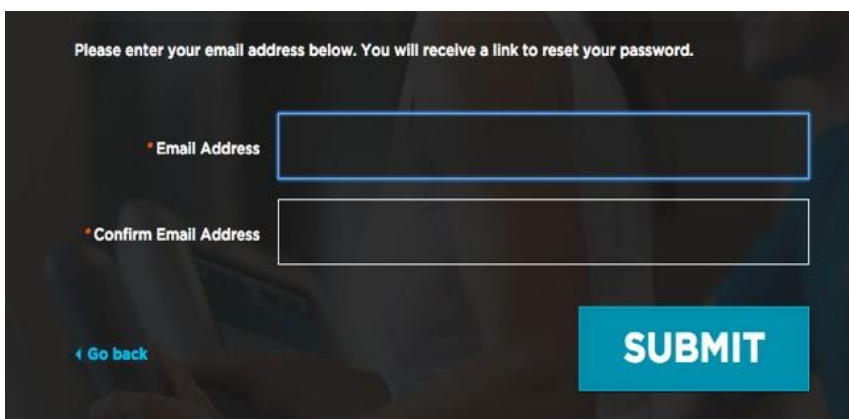
1. You will receive an e-mail from noreply@okta.com welcoming you to Precor Connect.
  - a. When you do, go to: [www.precorconnect.com](http://www.precorconnect.com) and select "Login."



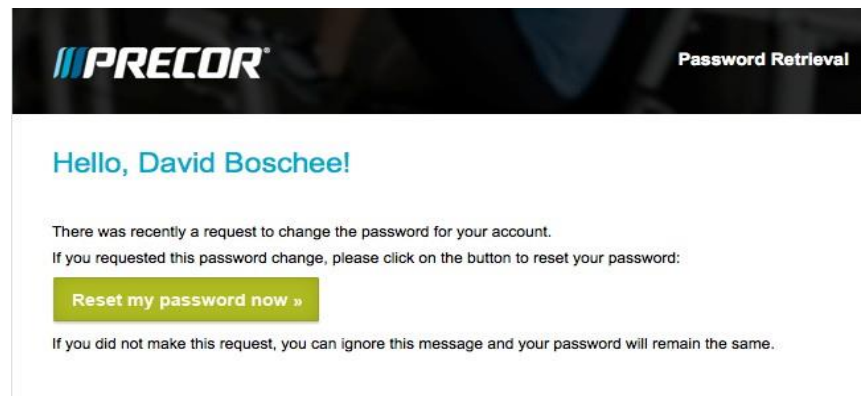
2. At the login page, select "Forgot My Password".



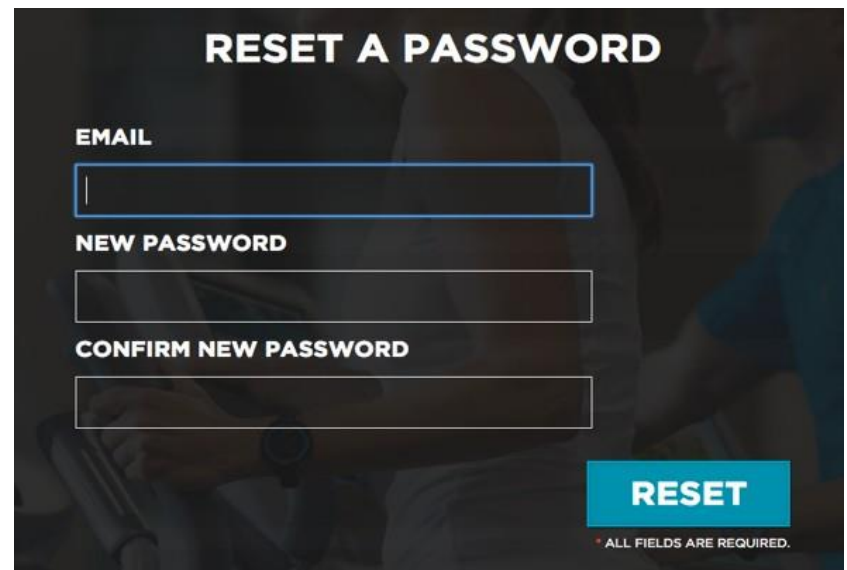
3. Enter *your* email twice on the reset screen.



4. Go to *your* e-mail- You will receive a password reset link. Click on the link.



5. Enter *your* e-mail and new password.



6. Return to [www.precorconnect.com](http://www.precorconnect.com) and
  - a. Login with your account information
  - b. Click the "Precor Education" link to login

